




Required: pointing mix, pointing trowel, masking tape, mixing bowl, water, mist sprayer.  
Please note all photographs show Haddonstone pointing mix.



1  
Before pointing ensure each 6mm (1/4") joint is free from loose particles. Avoid pointing in extreme conditions, particularly wet and cold.



2  
Apply masking tape to both sides of the joint, keeping the tape approximately 1mm (1/16") from the edge of the joint.




3  
The joint is now ready to start pointing. Please note, with TecStone and TecLite materials, the masking of joints is not always necessary.




4  
Carefully add small quantities of water to the Haddonstone pointing mix, mixing thoroughly to ensure the water is fully dispersed. \*See note below.




5  
The Haddonstone pointing mix (shown) is ready to use when it has the consistency of damp sand. The TecStone/TecLite pointing mix is ready to use when the consistency of putty. \*See note below.




6  
Scoop the mix into the joint, pressing with a trowel to ensure an even fill.




7  
Smooth the pointing mix to the profile of the stone, removing any excess pointing mix.




8  
Carefully remove the masking tape.




9  
If necessary trowel over the joint once more to ensure a flush finish.



10  
Apply a fine and even mist of water to the joint to prevent drying out.



11  
Any mix residue may be rubbed away with fine abrasive paper 2-3 days after completion.



12  
The finished joint.

\* NOTE: It would be advantageous to use a waterproofing additive in the mixing water (SBR or other proprietary mortar admixture). The use of too much water can lead to the pointing mix colour and texture becoming unsightly, and the possibility of the mix bleeding into the adjacent cast stone. For TecStone/TecLite pointing mix, cement and aggregate (supplied in separate bags) should first be mixed together dry in the ratio of 1 part cement to 4.5 – 6.5 parts aggregate.

### Haddonstone Ltd

The Forge House, East Haddon, Northampton NN6 8DB, England  
Telephone: 01604 770711 Fax: 01604 770027 info@haddonstone.co.uk

### Haddonstone (USA) Ltd

32207 United Avenue, Pueblo, CO 81001, USA  
Telephone: 719 948 4554 Fax: 719 948 4285 stone@haddonstone.com