




HADDONSTONE

TECSTONE POINTING RECOMMENDATIONS

Required: pointing mix, pointing trowel, masking tape (if required), mixing bowl, water, sponge.

Please note: all text and photographs relate to TecStone pointing mix.




1
Before pointing ensure each 6mm ($\frac{1}{4}$ ") joint is free from loose particles. Avoid pointing in extreme conditions, particularly wet and cold.



2
The TecStone pointing mix is supplied as separately bagged cement and aggregate with an information leaflet.



3
The cement and aggregate should first be mixed together dry in the ratio of 1 part cement to 4.5-6.5 parts aggregate.




4
Carefully add small quantities of water to the TecStone pointing mix, mixing thoroughly to ensure the water is fully dispersed. *See note below.




5
The TecStone pointing mix is ready to use when it has the consistency of putty. *See note below.



6
Scoop the mix into the joint, pressing with a trowel to ensure an even fill.



7
Smooth the pointing mix to the profile of the stone, removing any excess pointing mix.



8
Wipe over the surface of the joint and surrounding area with a dampened sponge to remove all surplus pointing material off the surrounding areas and ensure a flush finish to the joint.



9
If necessary trowel over the joint once more to ensure a flush finish.



10
Any mix residue may be rubbed away with fine abrasive paper 2-3 days after completion.



11
The finished joint.

* NOTE: It would be advantageous to use a waterproofing additive in the mixing water (SBR or other proprietary mortar admixture). The use of too much water can lead to the pointing mix colour and texture becoming unsightly, and the possibility of the mix bleeding into the adjacent cast stone.

Haddonstone Ltd

The Forge House, East Haddon, Northampton NN6 8DB, England
Telephone: 01604 770711 Fax: 01604 770027 info@haddonstone.co.uk

Haddonstone (USA) Ltd

32207 United Avenue, Pueblo, CO 81001, USA
Telephone: 719 948 4554 Fax: 719 948 4285 stone@haddonstone.com

www.haddonstone.com